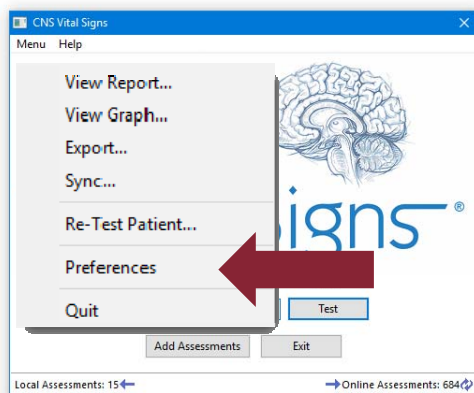


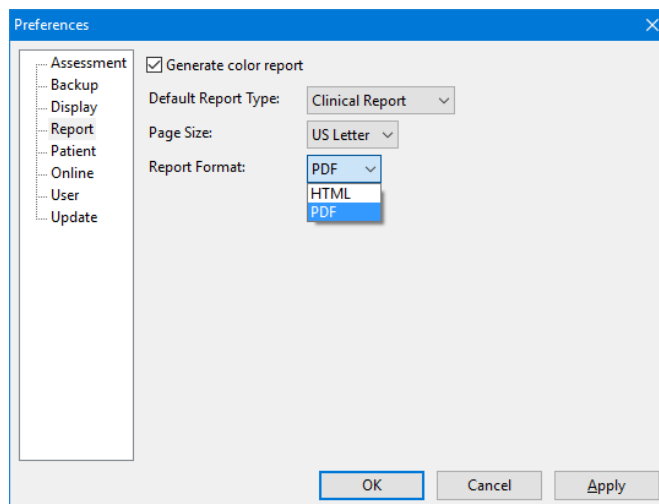
Convert Patient Reports to PDF's... attaching to EMR's

1



Open the CNS Vital Signs Application...
CLICK MENU ...CLICK 'PREFERENCES'

2

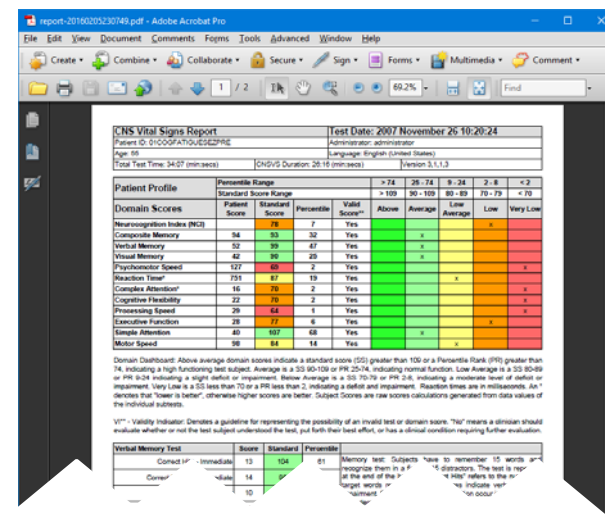


SELECT the 'Report' tab and make your selections:

- Color Report
- Report Type
- Page Size
- **Report Format**

The Local Software version of CNS Vital Signs produces the Patient Report in a PDF or in HTML, within your browser - IE, Firefox, Chrome, Safari, etc.

3



On the local software once the administrator password (cnsvs) is entered, the report is generated automatically. The report can be sent to your EMR and/or printed immediately and provides both the clinical snapshot of the neurocognitive tests and domain scores. The report format can be configured in numerous ways.

SELECT 'File' > Save As > Insert into the EMR

How do I convert reports to a PDF ?

