

Graph and View Multiple Assessments Longitudinally

To Longitudinally Graph Reports: CLICK the 'View Reports' button at the top left hand corner and bottom of the CNSVOnline.com webpage or go to CNSVS.com and select the 'Sign In - Manage Account' button... enter your **Username** and **Password**.

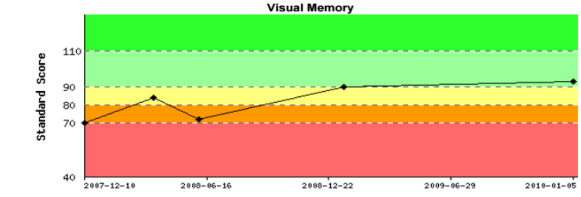
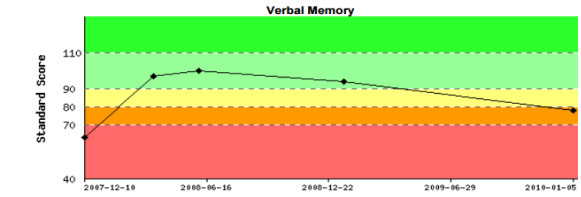
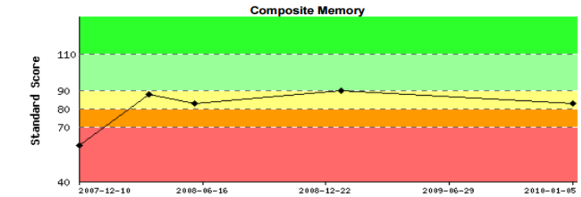
CNSVS Online Longitudinally Graph Reports

- After LOGIN the SELECT the 'View Graph Reports' button
- SELECT the Patient ID you want to graph
- CLICK the 'Graph' button
- The Selected Reports will graph and open in a PDF

CNS Vital Signs Graphical Report Generated By Doctor Demonstration on February 7, 2016

Above Average Average Low Average Low Very Low

Test Time	Neurocognitive Index	Composite Memory	Verbal Memory	Visual Memory	Psychomotor Speed	Reaction Time*	Complex Attention*	Cognitive Flexibility	Processing Speed	Executive Functioning	Social Acuity	Reasoning	Working Memory	Sustained Attention	Single Attention	Motor Speed	
01121943EL	2007-12-10 10:01:13	59	60	63	70	52	64	56	64	74	52					108	91
01121943EL	2008-03-25 11:51:54	53	58	61	64	52	70	52	58	77	56					99	89
01121943EL	2008-06-04 11:14:31	38	83	100	72	80	80	87	35	01	33					259	78
01121943EL	2009-01-14 09:53:44	72	90	94	90	89	83	84	85	105	84					262	82
01121943EL	2010-01-05 09:51:40	66	83	74	83	83	83	83	96	87	84					220	86



Account ID: 2158 (Doctor Demonstration)

Name: Doctor Demonstration
Email: viewthebrain@gmail.com
Address: 555 Research Blvd, Cerebellum, NC, 27709, United Kingdom
Phone: 919-100-0000
Fax:

Account Balance: \$0.00
Web Account Active: Yes
Remaining Online Assessments: 680
Total Results Stored: 440

Buttons: Place Order/Purchase, Edit My Account Data, View Audit Log, View Reports, View Graph Reports (circled in red)

Account ID: 2158 (Doctor Demonstration)

Buttons: Add Line to graph (checked), Graph (circled in red), Done

Patient ID	Count
<input type="checkbox"/> 01021978JC	1
<input type="checkbox"/> 01041956MW	1
<input type="checkbox"/> 01061953DB	2
<input type="checkbox"/> 01101937HH	2
<input checked="" type="checkbox"/> 01121943EL	5

How do I view reports in a longitudinal view?

